



2008-2009 GMT Quarterly Report for District (or Undistricted) **District A 2**



GMT: **TERRY GRAHAM**

Location: **ONTARIO**

GMT CA: **1 & 2**

CLUBS

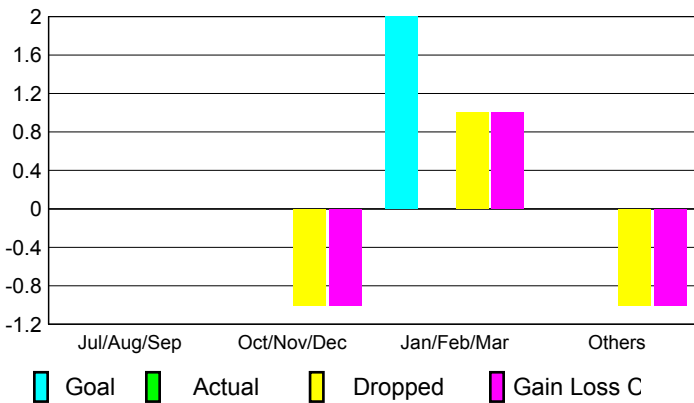
Club Results 2008-2009

Clubs 2007-2008

Month	New Club Goal	Actual New Clubs	Actual Dropped Clubs	Gain/Loss of Clubs	Gain/Loss of Clubs
Jul/Aug/Sep	0	0	0	0	0
Oct/Nov/Dec	0	0	-1	-1	0
Jan/Feb/Mar	2	0	1	1	0
Apr/May/June	0	0	-1	-1	0
Totals	2	0	-1	-1	0

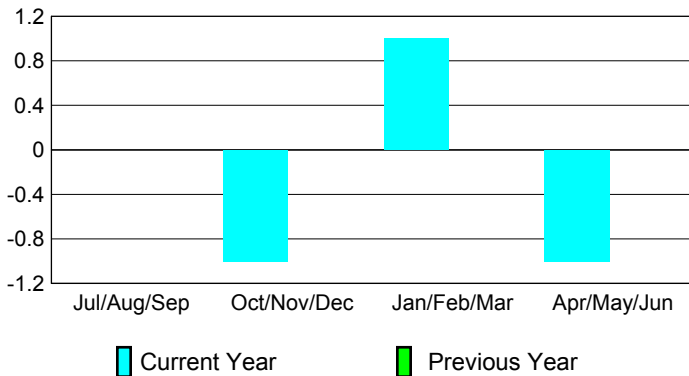
Club Results 2008-2009

Goal, New, Dropped, Gain/Loss



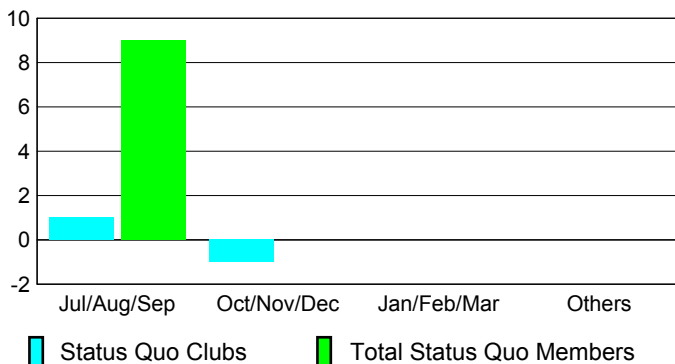
Comparison of Club Gain/Loss

Current Year Compared to the Previous Year



YTD Status Quo Clubs 2008-2009

Status Quo Clubs Compared to Status Quo Members



MEMBERSHIP

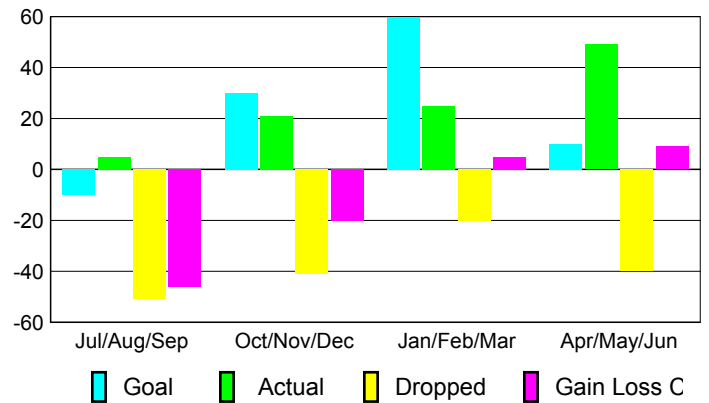
Membership Results 2008-2009

Membership 2007-2008

Month	Net Memb Goal	Actual New Memb	Actual Dropped Memb	Gain/Loss of Memb	Gain/Loss of Memb
Jul/Aug/Sep	-10	5	-51	-46	-17
Oct/Nov/Dec	30	21	-41	-20	-15
Jan/Feb/Mar	60	25	-20	5	17
Apr/May/June	10	49	-40	9	6
Totals	90	100	-152	-52	-9

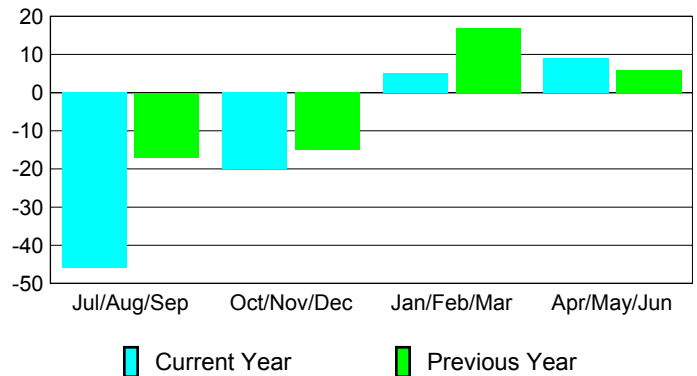
Membership Results 2008-2009

Goal, New, Dropped, Gain/Loss

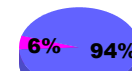


Comparison of Membership Gain/Loss

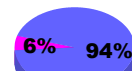
Current Year Compared to the Previous Year



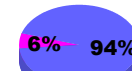
Gender Comparison 2008-2009



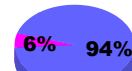
Jul/Aug/Sep



Oct/Nov/Dec



Jan/Feb/Mar



Apr/May/June

Male

Female